



NEVER
STOP
MAKING
WISHES

HAPPY NEW YEAR



NEVER
STOP
MAKING
WISHES

HAPPY NEW YEAR




NEVER
STOP
MAKING
WISHES

HAPPY NEW YEAR




DIY NEW YEAR'S EVE SPARKLER PRINTABLE


Print the template on A4 200gsm card, cut out, then add 2 small slits using an exacto knife and insert sparklers. See my blog for the full tutorial. www.tomfo.com This product is for personal use only, and is not to be reproduced for commercial use. Sharing or editing these files with a third party is prohibited. www.tomfo.com © Beyond Creative 2014 All rights reserved.



NEVER
STOP
MAKING
WISHES



NEVER
STOP
MAKING
WISHES



NEVER
STOP
MAKING
WISHES



DIY NEW YEAR'S EVE SPARKLER PRINTABLE

Print the template on A4 200gsm card, cut out, then add 2 small slits using an exacto knife and insert sparklers. See my blog for the full tutorial. www.tomfo.com This product is for personal use only, and is not to be reproduced for commercial use. Sharing or editing these files with a third party is prohibited. www.tomfo.com © Beyond Creative 2014 All rights reserved.