





Banner Love You Like Crazy Printable



Print out on A4 200gsm card for best results, then cut out, use pinking shears to give the bottom edge a fancy finish. Then hole punch a hole in each top corner and thread into string. NB: This printable includes an "I" or "We" or simply omit and use "Love you like crazy" Enjoy! www.tomfo.com





Banner Love You Like Crazy Printable


Print out on A4 200gsm card for best results, then cut out, use pinking shears to give the bottom edge a fancy finish. Then hole punch a hole in each top corner and thread into string. NB: This printable includes an "I" or "We" or simply omit and use "Love you like crazy" Enjoy! www.tomfo.com





Banner Love You Like Crazy Printable

Print out on A4 200gsm card for best results, then cut out, use pinking shears to give the bottom edge a fancy finish. Then hole punch a hole in each top corner and thread into string. NB: This printable includes an "I" or "We" or simply omit and use "Love you like crazy" Enjoy! www.tomfo.com





DIY Fold-a-shirt printable

Print out on A4 copy paper, then cut out. Follow the folding instructions on www.tomfo.com then place in a box with fluffy stuff and add a tag and ribbon. (Be sure to hide some cash in the box too!) This printable makes two shirts.

